
**West Piedmont
Planning District Commission**



OCTOBER 19, 2016

JANE N. KUSIAK
EXECUTIVE DIRECTOR

Outline

- Council on Virginia's Future
- Virginia Performs
- A Snapshot of Your Community
 - Economy
 - Health
 - Education and Workforce
 - Technology Access
- Concluding Thoughts

Council Membership

Established in 2004 to serve as an advisory board to the Governor and the General Assembly, the Council is a forum where legislative, executive branch, and community leaders come together for work that transcends election cycles, partisanship, organizational boundaries, and short-term thinking.

The Council:

- Provides a long-term focus on high-priority issues.
- Creates an environment for improved policy and decision-making.
- Increases government accountability, operations, and performance.
- Informs citizens about performance and engages them in dialogue about Virginia's future.

The Honorable Terence R. McAuliffe, Chair
Governor, Commonwealth of Virginia

The Honorable Ralph S. Northam
Lieutenant Governor, Commonwealth of Virginia

General Assembly Members

The Honorable M. Kirkland (Kirk) Cox
Virginia House of Delegates

The Honorable Emmett W. Hanger, Jr.
Senate of Virginia

The Honorable William J. Howell
Virginia House of Delegates

The Honorable S. Chris Jones
Virginia House of Delegates

The Honorable Stephen D. Newman
Senate of Virginia

The Honorable Thomas K. Norment, Jr.
Senate of Virginia

The Honorable Richard L. Saslaw
Senate of Virginia

The Honorable David J. Toscano
Virginia House of Delegates

Citizen and Business Community Leaders

Mr. Michael J. Cassidy
President & CEO, Commonwealth Institute for Fiscal Analysis

Mr. Aneesh P. Chopra
Cofounder & Executive Vice President, Hunch Analytics

Mr. Thomas T. Cullen
Principal, Wood Rogers PLC

Mr. C. Burke King
President, Virginia Anthem Blue Cross & Blue Shield

Mr. William H. Leighty
Managing Principal, DecideSmart LLC

Mr. Michael D. Little
President & COO, The Christian Broadcasting Network

The Honorable Michael Signer
Mayor, City of Charlottesville

Cabinet Members

The Honorable Richard D. Brown
Secretary of Finance

The Honorable Paul J. Reagan
Chief of Staff

Council Portfolio

VaPerforms.virginia.gov


General Audience Publications



Comprehensive, user-friendly indicator data at state, region, and locality levels

Additional assessment information, including Virginia's Scorecard, issue-specific report cards, and trends and rankings data


Portal to state agency strategic plans and performance measures



Digital newsletter covers developments within Virginia Performs and more general performance news for a broad range of subscribers.

Annual report takes a summary look back at the year, highlighting performance trends of note. Often includes custom content focusing on an issue which the Council has examined in some detail.

Research and Analysis | Priority Identification and Reporting | Leadership Dialogue



Research, analysis, and custom reports, including data snapshots of legislative districts compiled for each General Assembly member



Capturing multi-agency measures on high-priority issues



Forums that allow thought leaders to explore vital issues

Charting a Course for Excellence

Measuring what matters to Virginians

Virginia Performs **V**ISION
FOCUS
RESULTS

Charting a Course for Excellence



Virginia Performs is a performance leadership and accountability system that:

- ▶ Aligns agency-level strategies and performance with higher-level statewide goals;
- ▶ Increases transparency and accountability; and
- ▶ Provides a foundation for strategic thinking and performance-based planning and budgeting.

SCORECARD AT A GLANCE

Economy

Goal: Be a national leader in the preservation and enhancement of our economy.

Personal Income	↑
Employment Growth	↑
Poverty	→
Unemployment	↑
Business Climate	→
Workforce Quality	↑
Economic Diversity	→
Innovation/Entrepreneurship	↑

Education

Goal: Elevate the levels of educational preparedness and attainment of our citizens.

School Readiness	→
3rd Grade Reading	↓
4th Grade Reading/Math	↑
High School Graduation	↑
High School Dropout	↑
College Graduation	↑
Educational Attainment	↑

Health and Family

Goal: Inspire and support Virginians toward healthy lives and strong and resilient families.

Adoption	→
Child Abuse and Neglect	↑
Foster Care	↑
Health Insurance	↑
Health Risk Factors	↑
Mortality and Longevity	→
Teen Pregnancy	↑

Each Topic Covers:

Why Is This Important?

How Is Virginia Doing?

- Over Time
- By Region
- Compared to Other States

What Influences the Indicator?

What Is the State's Role?

Public Safety

Goal: Protect the public's safety and security, ensure a fair and effective system of justice, and provide a prepared response to emergencies and disasters of all kinds.

Crime	↑
Emergency Preparedness	↑
Juvenile Intakes	↑
Recidivism	→
Traffic Fatalities	↑

Natural Resources

Goal: Protect, conserve, and wisely develop our natural, cultural, and historic resources.

Air Quality	↑
Energy	→
Historic Resources	→
Land Preservation	↑
Solid Waste and Recycling	→
Water Quality	↑

Transportation

Goal: Ensure Virginia has a transportation system that is safe, enables the easy movement of people and goods, enhances the economy, and improves our quality of life.

Infrastructure Condition	→
Land Use	→
Multimodal Transportation	→
Traffic Congestion	→

Government and Citizens

Goal: Be recognized as the best-managed state in the nation.

Bond Rating	↑
Civic Engagement	→
Consumer Protection	↓
Government Operations	↑
Internet Access	↑
Taxation	↑
Voter Registration/Turnout	→

Performance Trend

- Improving ↑
- Maintaining →
- Worsening ↓

How Do We Compare to Other States?

INDICATOR RANK	1-10	11-20	21-30	31-40	41-50
ECONOMY					
Personal Income		•			
Employment Growth		•			
Poverty		•			
Unemployment		•			
Business Climate (Forbes)	•				
Workforce Quality (Productivity)		•			
Economic Diversity					•
Innovation (High-tech Est.)	•				
HEALTH AND FAMILY					
Health Risk Factors (Exercise)		•			
Mortality & Longevity (Infant Mort.)			•		
Health Insurance			•		
Adoption	•				
Foster Care	•				
Child Abuse and Neglect	•				
Teen Pregnancy (Birth Rate)		•			
NATURAL RESOURCES					
Energy Consumption per Capita			•		
Historic Districts	•				
Air Quality (Particulate Pollution)		•			

* Rankings between 1 and 10 denote top national performance.

INDICATOR RANK	1-10	11-20	21-30	31-40	41-50
EDUCATION					
College Graduation (4-Year)	•				
College Graduation (2-Year)		•			
4th Grade Reading	•				
4th Grade Math	•				
Educational Attainment (BA or better)	•				
PUBLIC SAFETY					
Emergency Preparedness	•				
Property Crime	•				
Violent Crime	•				
Traffic Fatalities		•			
TRANSPORTATION					
Infrastructure (Deficient Bridges)				•	
Traffic Congestion (Commute Time)					•
GOVERNMENT AND CITIZENS					
Bond Rating	•				
Charitable Giving	•				
Consumer Protection (ID Theft)				•	
Internet Access (Broadband Access)				•	
Taxation (State and Local)		•			
Voter Turnout (2014)				•	

September 2016

SCORECARD AT A GLANCE: SOUTHSIDE Region

Economy

Goal: Be a national leader in the preservation and enhancement of our economy.

Personal Income	↑
Employment Growth	↑
Poverty	→
Unemployment	↑
Workforce Quality	↑
Business Startups	→
Exports	→
High-tech Firms	↑

Health and Family

Goal: Inspire and support Virginians toward healthy lives and strong and resilient families.

Child Abuse and Neglect	↓
Foster Care	→
Health Insurance	↑
Health Risk Factors	↓
Mortality and Longevity	→
Teen Pregnancy	↑

Performance Trend

Improving ↑
 Maintaining →
 Worsening ↓

Public Safety

Goal: Protect the public's safety and security, ensure a fair and effective system of justice, and provide a prepared response to emergencies and disasters of all kinds.

Crime	→
Juvenile Intakes	↑
Traffic Fatalities	↑

Transportation

Goal: Ensure Virginia has a transportation system that is safe, enables the easy movement of people and goods, enhances the economy, and improves our quality of life.

Alternative Commuting	↓
-----------------------	---

Education

Goal: Elevate the levels of educational preparedness and attainment of our citizens.

School Readiness	→
3rd Grade Reading	↑
High School Graduation	↑
High School Dropout	↑
College Degrees Awarded	↑
Educational Attainment	↑

Natural Resources

Goal: Protect, conserve, and wisely develop our natural, cultural, and historic resources.

Air Pollution	↑
Land Preservation	↑

Government and Citizens

Goal: Be recognized as the best-managed state in the nation.

Internet Access	↑
Tax Burden	↓
Voter Registration (2015)	↓
Voter Turnout (2014)	↓

Virginia's Southside Region



Localities within the Southside Region:

Brunswick, Charlotte, Danville, Emporia, Greensville, Halifax, Henry, Lunenburg, Martinsville, Mecklenburg, Nottoway, Patrick, Pittsylvania, Prince Edward, Southampton

Population Statistics:

Total Population (2015):	369,366
Share of Total State Population:	4.4%
Percent Growth (since 2010):	-3.0%

Some Key Performance Measures:

- Job growth rate in 2015 (1.57%) was positive for the first time in 16 years
- Consistent regional leader for students earning associate's degrees; showing steady improvement on bachelor's degree attainment
- The percentage of residents with access to broadband rose from 77% in 2010 to 99% in 2014
- Rural region has largely been losing population since 2000

Measuring what matters to Virginians

Virginia Performs

VISION
FOCUS
RESULTS

VaPerforms.virginia.gov

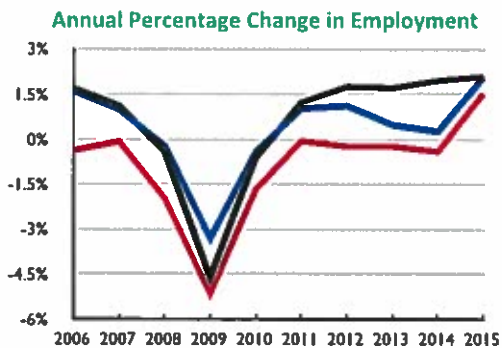
10.2016

Trends Over Time: A Regional View

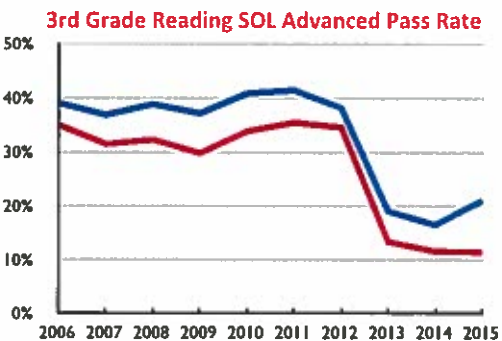
Southside Region



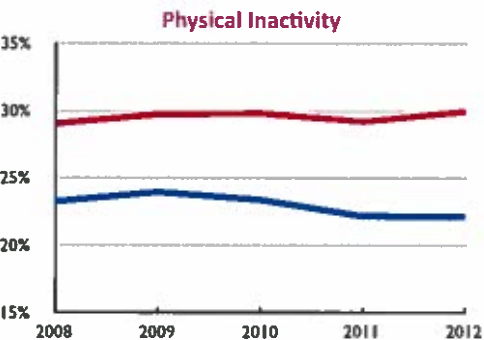
Economy



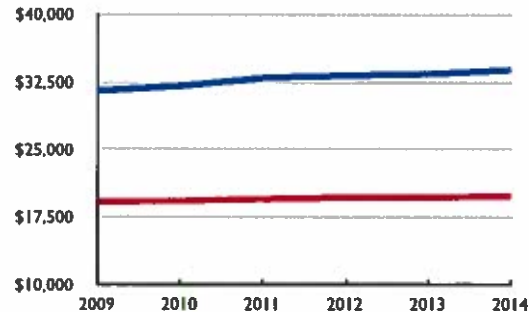
Education



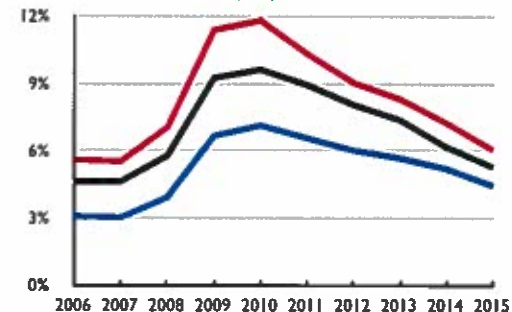
Health and Family



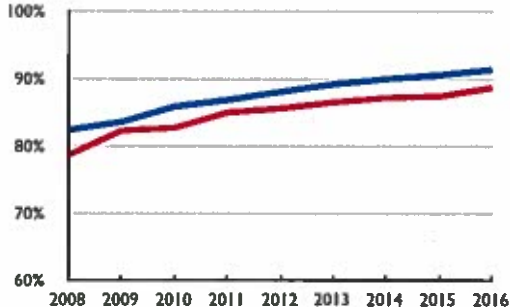
Per Capita Personal Income



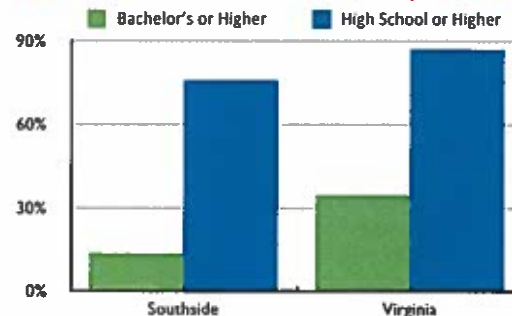
Unemployment Rate



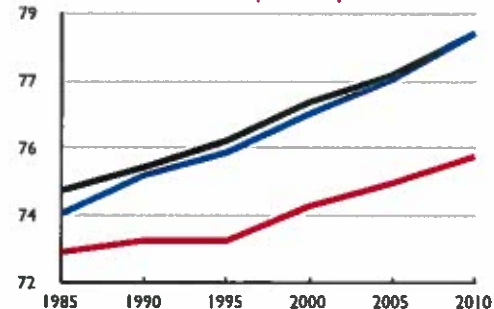
On-Time High School Graduation Rate



Educational Attainment, 25 and Over (2009-2013)



Life Expectancy



Key

- Nation
- Virginia
- Southside Region

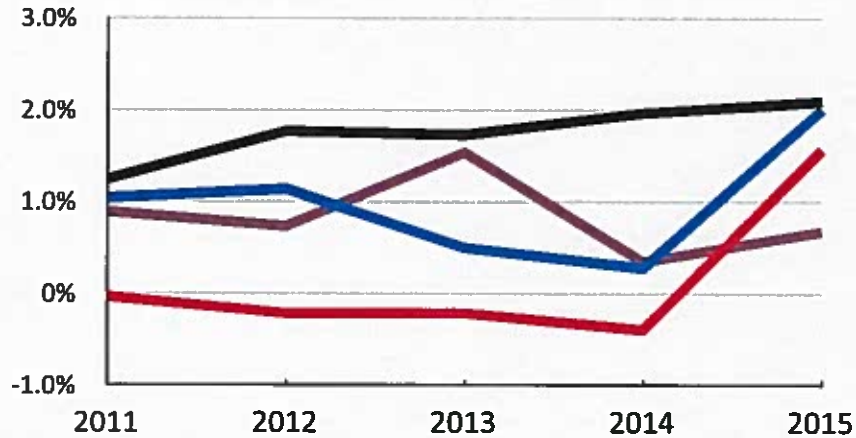
A Snapshot of Your Community

- We can create custom community snapshots for most data available on our Scorecard at a Glance.
- Using our societal level data, regions can compare themselves to the nation, state, and Council region.
- We provided you a snapshot of the West Piedmont Planning District Commission and its localities on relevant data points for your focus groups this afternoon.

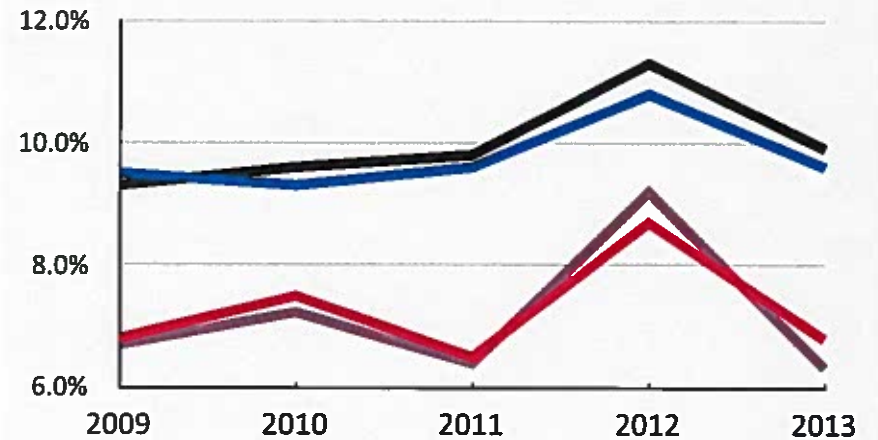
A Snapshot of Your Community: Economy

Key: ■ Nation ■ Southside Region ■ Virginia ■ West Piedmont PDC

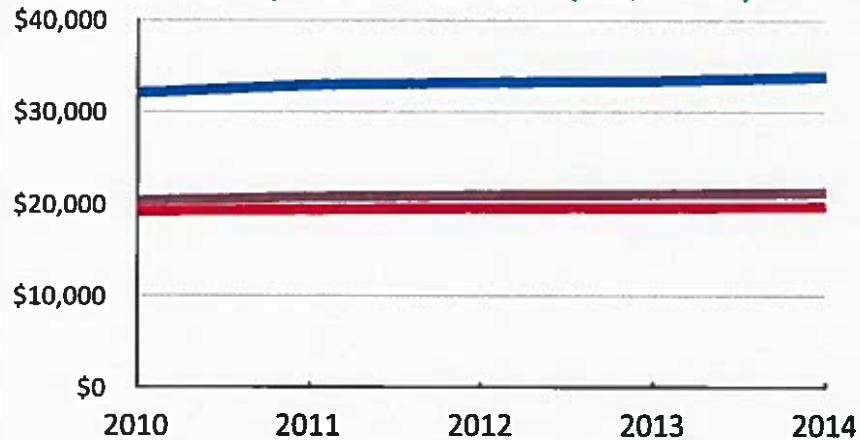
Annual Percentage Change in Employment



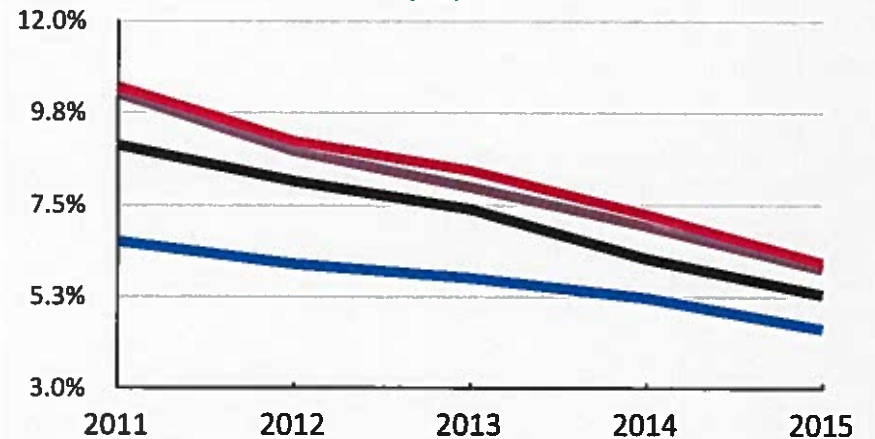
Startups as a Percentage of Total Establishments



Per Capita Personal Income (2014 Dollars)



Unemployment Rate

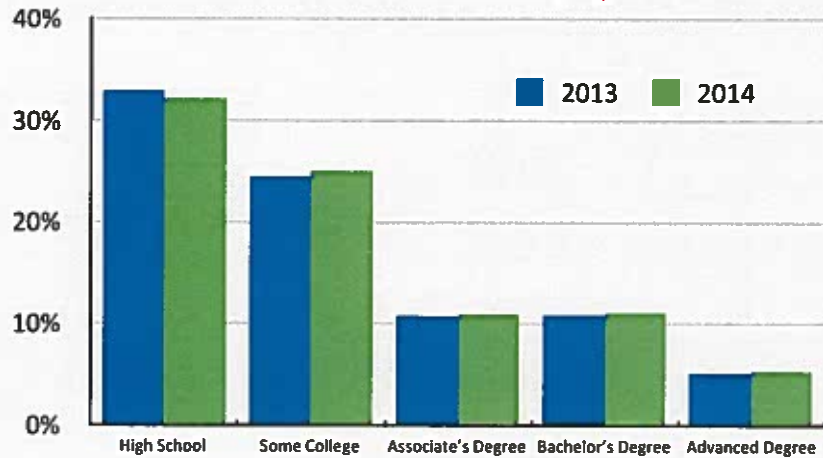


A Snapshot of Your Community: Education and Workforce

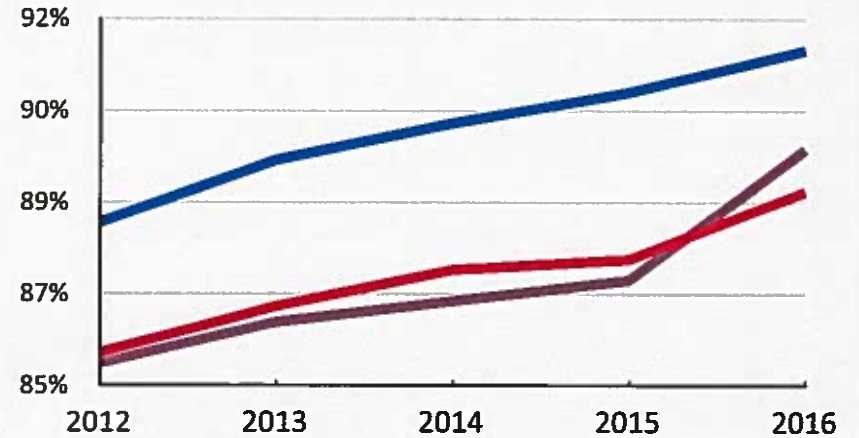
Key: ■ Nation ■ Virginia

■ Southside Region ■ West Piedmont PDC

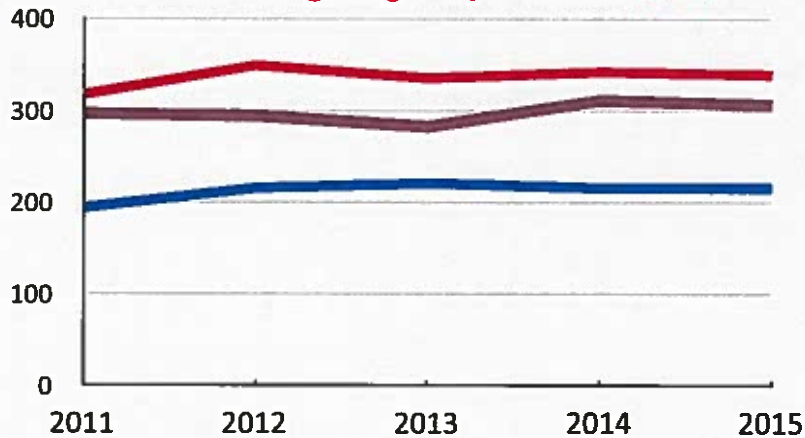
Ed. Attainment of WPPDC's Working Age Population



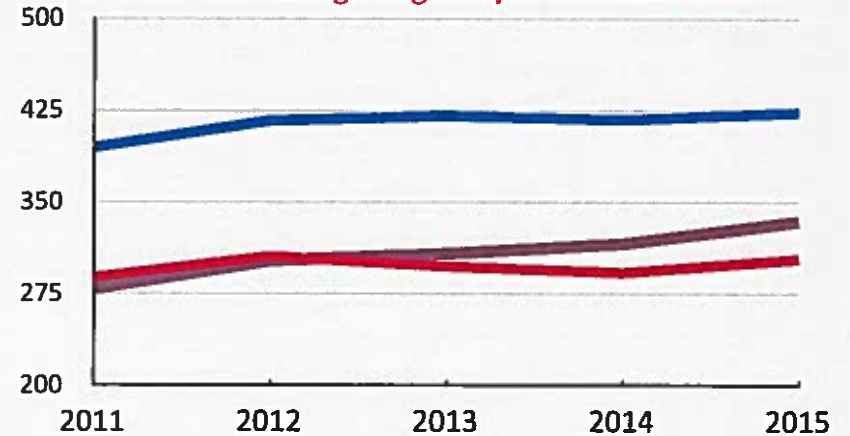
On-Time High School Graduation Rate



Two-Year College Degrees per 100K Residents



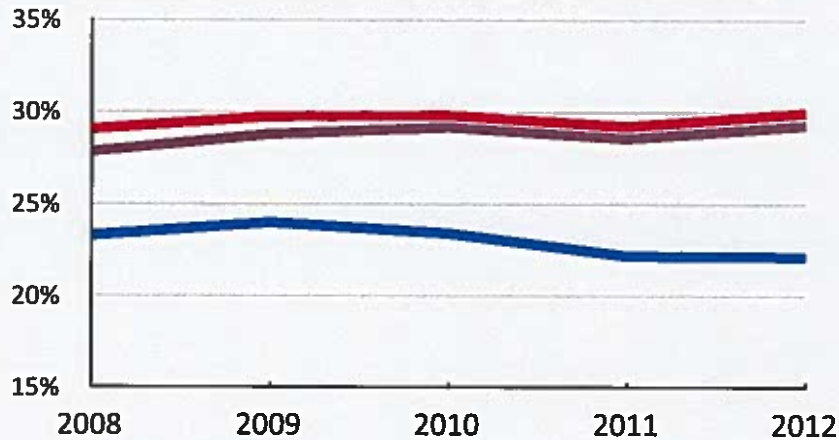
Four-Year College Degrees per 100K Residents



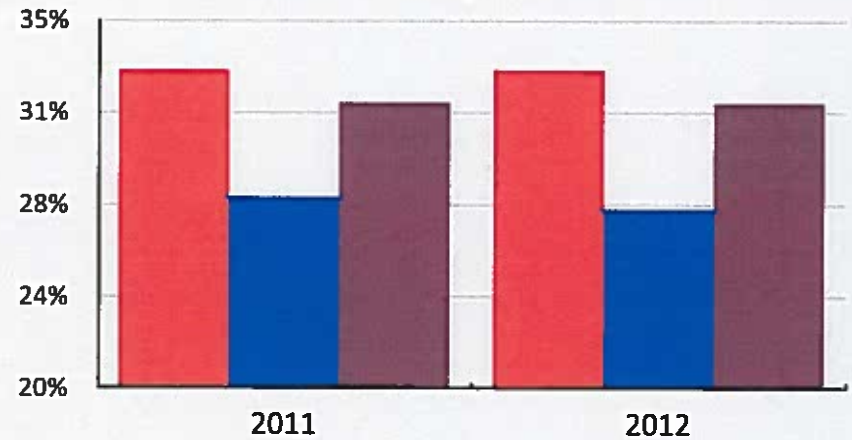
A Snapshot of Your Community: Health

Key: ■ Nation ■ Southside Region
■ Virginia ■ West Piedmont PDC

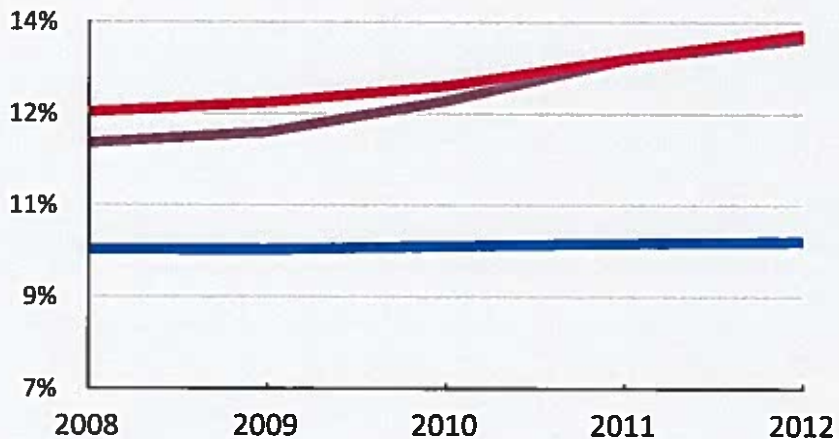
Percentage of Citizens Reporting Physical Inactivity



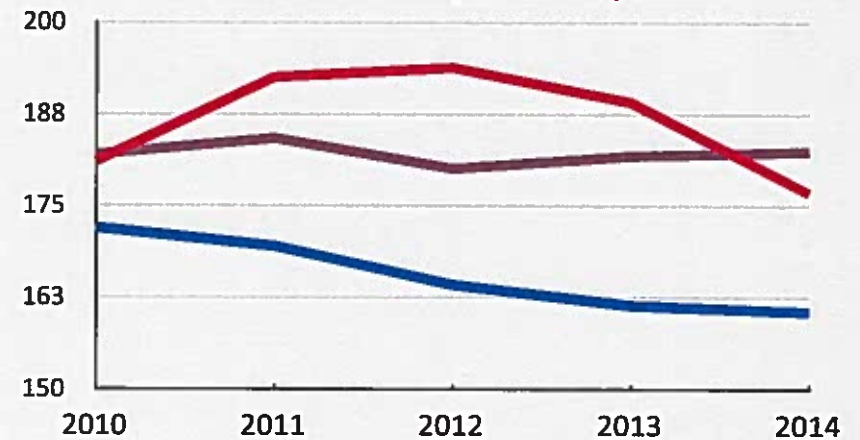
Obesity Rate



Diabetes Rate

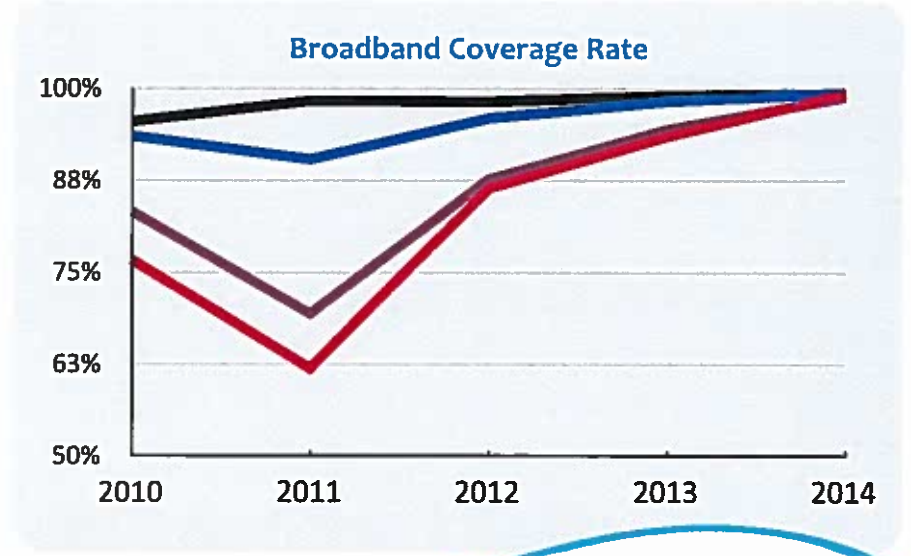
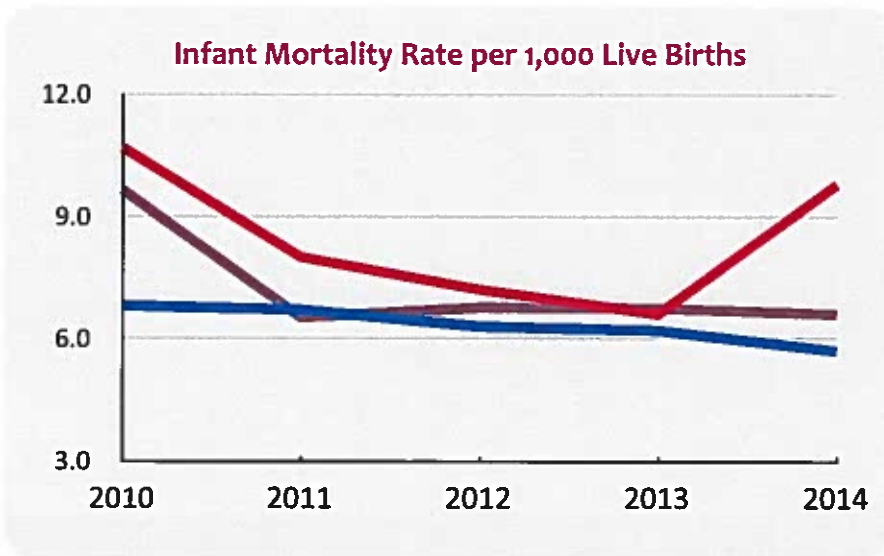
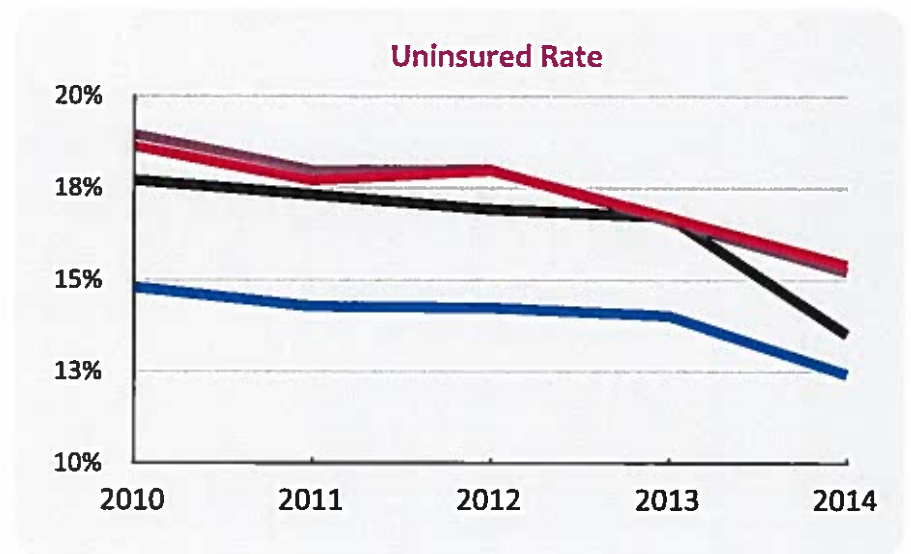
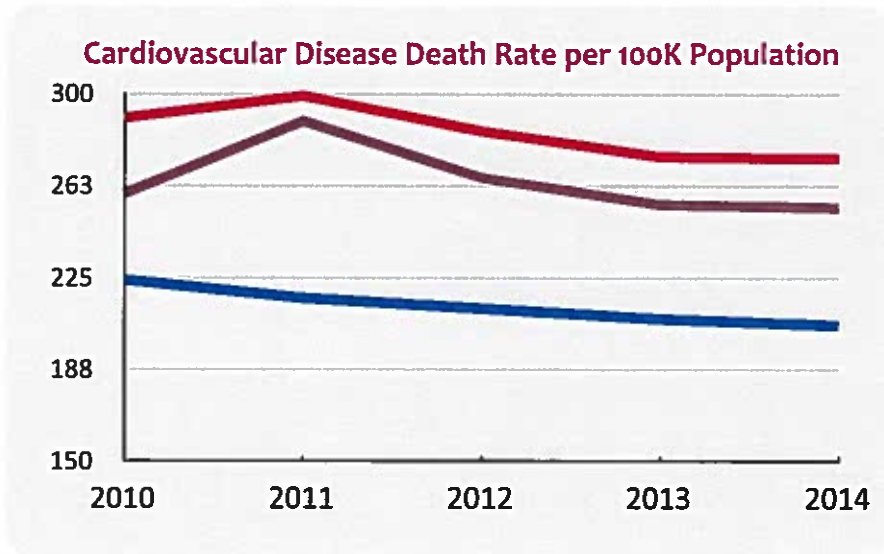


Cancer Death Rate per 100K Population



A Snapshot of Your Community: Health and Technology

Key: ■ Nation ■ Southside Region ■ Virginia ■ West Piedmont PDC



Concluding Thoughts

- Performance data is only a starting point for understanding our opportunities.
- Leadership is essential for encouraging positive change and providing the right tools to promote innovation.
- Meaningful change requires a long-term commitment.

Sites of Interest

Virginia Performs:
VaPerforms.virginia.gov

Council on Virginia's Future:
future.virginia.gov

JANE N. KUSIAK
EXECUTIVE DIRECTOR
COUNCIL ON VIRGINIA'S FUTURE

1001 E. BROAD ST., SUITE 430
RICHMOND, VA 23219
804.371.2346

COVF@VIRGINIA.EDU